

## How to View Your Registrations

**Note about Waitlist:** The event will not show in the list if you are on its waitlist. However, if there is a cancellation and you are moved from the waitlist to registered status, the event will show up on this list.

**Recommendation:** If you are on a waitlist for an event, use this app shortly before the event starts to see if you made it off the waitlist into the event. “Shortly” could be the time it takes for you to get to the event.

**You cannot remove yourself from the waitlist** – if you want to be removed, contact [reinleberg@me.com](mailto:reinleberg@me.com).


### Using the LHPBCLUB Website

---

**First:** You have to be logged in at the website to do these things, so log in at [lhpclub.com](http://lhpclub.com) using your email address and password.

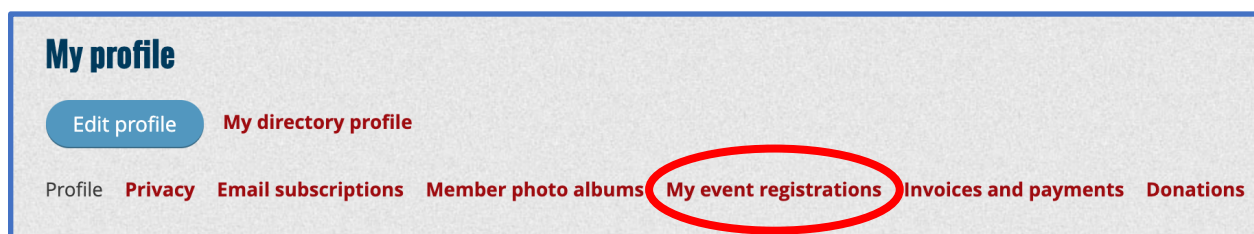
If you are not sure if you are registered for an event, or, if you want to see if you moved from the waitlist to registered status:

Click on **View profile** beside your name up at the top.



View profile Change password Log out

On your profile page, click on **My event registrations**



**My profile**

Edit profile My directory profile

Profile Privacy Email subscriptions Member photo albums My event registrations Invoices and payments Donations

and it shows the events for which you have registered.


Event	Registration type	Status
Beginners Class October 08, 2021 4:00 PM	Student \$0.00	Confirmed

## Using an iPhone or iPad

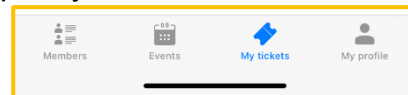
---

You will need the FREE **Wild Apricot for members** app. If you don't have it, install it from the App Store.

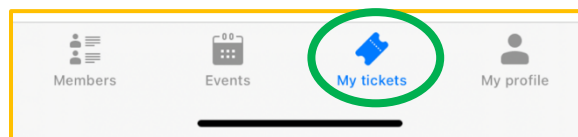
### To start:



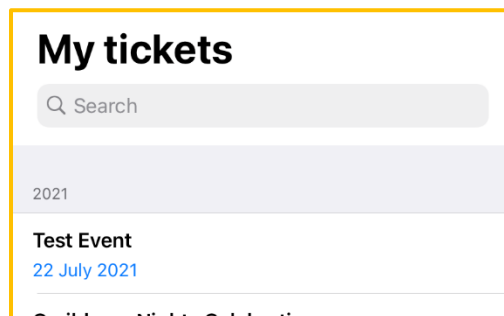
Open the **Wild Apricot for members** app on your iPhone or iPad.  
The main menu is at the bottom.



Tap on **My Tickets** on the main menu at the bottom.



The next screen will list the events you are registered in (your tickets).




In this example, it shows that you are registered for Test Event.

## Using an Android Phone or Tablet (not an iPhone or iPad)

---

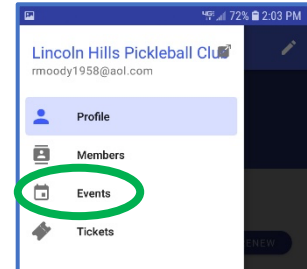
You will need the FREE **Wild Apricot for members** app. If you don't have it, install it from the Google Play Store.

### To start:

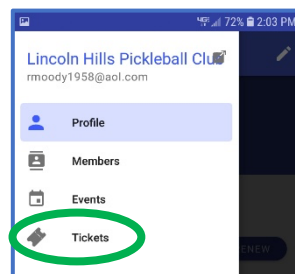


Open the **Wild Apricot for members** app on your Phone or Tablet.

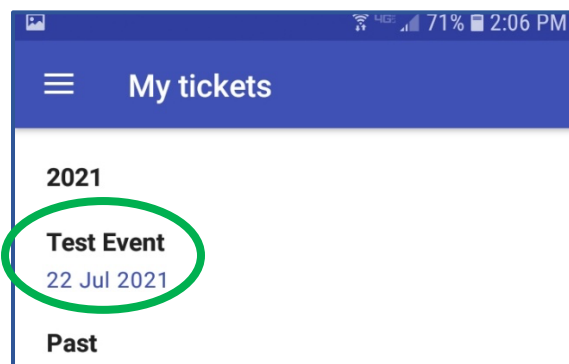
Open the main menu - it looks like this.



Tap on **Tickets** on the main menu.



The next screen will list the events you are registered in (tickets).



In this example, it shows that you are registered for Test Event.